





Phosphate sensor

Based on advanced lab-on-chip technology, this miniaturised microfluidic phosphate sensor performs lab-grade measurements in all liquid water environments.



-  High performance - Sensitive wet-chemical analysis
-  High-resolution data - every 9 minutes (27 minutes when calibrated)
-  User friendly - Easily swappable reagents
-  Long endurance - Up to 1000 measurements per reagent canister
-  No drift - Onboard calibration and standardisation
-  Environmentally friendly - Contained onboard waste storage
-  Deep sea - Deployable to 6000 m depth

Specifications

Temperature range: 0-35 °C
Power consumption: 1.8 W
Range: 0-10 µM
Limit of Detection: 0.04 µM

Sample volume: 0.6 mL
Max depth: 6000 m
Comms: USB/serial
Total height: 56 cm

Applications: rivers/estuarine monitoring, aquaculture, ocean science, autonomous vehicles, wastewater monitoring